

Worksheet #1

Please give a short definition explaining each of the following elements of guitar notation:

Element 1 ~ ①②③④⑤⑥: _____

Element 2 ~ I, IV, V (Roman numerals): _____

Element 3 ~ 0, 1, 2, 3, 4: _____

Element 4 ~ p, i, m, a: _____

Can you play this by combining all the elements in each column?

①	①	①	①	①
I	V	IX	V	I
0 1 2 3 4	1 2 3 4	1 2 3 4 3 2 1	4 3 2 1	4 3 2 1 0
i i i i i	i i i i i	i i i i i	i i i i i	i i i i i
variation:				
i m i m i	i m i m i	i m i m i	i m i m i	i m i m i

Worksheet #2

Name _____

Define:

p-

I-

i-

V-

m-

3-

a-

2-

Continue writing note names for the open strings:

E B G D



Write in the string number for the following open string notes (CIRCLE THE NUMBERS):



Write in the correct counting for each example as explained in Noad pg. 16 (example: Noad ex. 1)



Be prepared to play the following excerpt:



Worksheet #4

Name _____

Write the appropriate fret number for the following notes on the 2nd string:

0 1 0 3



Write the appropriate letter name for the following notes on the 2nd string:

B C D C



Write in the letter for each note (1st and 2nd strings)

E D B D



Write in the correct counting for each measure.

1 2 3



Draw in the following notes on the first two strings:

C E B C D E F G



Be prepared to play the following excerpt in class:




Worksheet #7

Name _____


Write the appropriate string number for the following notes (Circle the numbers!):

④ ② ③ ①



Write in the letter for each note (open strings plus strings 1-4)

E D F D




Write in the correct counting for each measure:

1 2 3



Invent a rhythm to be clapped, include a least one tie and one rest (no notes are required, make all notes "B" as in the example below).



Be prepared to play the following excerpt in class:



Worksheet #9

Name _____

Write the appropriate string number and fret for the following notes:

string: ④ ⑤ ⑤ ④
fret: 2 3 2 0



Write in the letter for each note:

E D F B



Write in the correct counting for each measure:

1 2 3



1 + 2 3 + 4



Be prepared to play the following excerpt in class.

